

## A comprehensive range of shelving systems

October 1999

Spur Shelving is one of the leading suppliers and manufacturers in the UK of general shelving systems. These offer the specifier the widest choice of shelving type, design and performance.

All products feature:

- easy installation
- choice of wall-mounted and freestanding systems
- choice of adjustable and fixed shelving
- choice of styles and colours within each system
- single and multi-shelf applications
- applications range from light use to heavy duty



*Easyhang - page 3*

*Steel-Lok - page 2*



*Strongbeam - page 7*



*Design - page 5*



*TV Audio - page 10*



*Edge Slot - page 6*



*Craftwork and Ornamental - pages 8 and 9*



*Handyman and Strongman - pages 11 and 12*

### GENERAL

**Introduction** Spur Shelving introduced adjustable shelving over 40 years ago and is the market leader in this product sector.

It is committed to maintaining this position in the design, manufacture and supply of shelving and storage products for all types of application.

**Authority** Spur Shelving is a BSI Registered Firm to BS EN ISO 9002.

Spur Steel-Lok™ is a steel, wall mounted, adjustable shelving system for a very wide range of applications where assured performance and appearance are as important as versatility and functional qualities. It incorporates a safety design feature that provides securely fixed shelving, safe under the impact of accidental collision. Steel-Lok™ features:

- exceptional strength
- full adjustability
- easily fixed
- durable, attractive finish
- range of colours

**GENERAL**

**Introduction** The Spur Steel-Lok™ architectural shelving and storage system provides maximum flexibility for the specifier, contractor or end-user. All versions of the system comprise simple, modular steel components that are assembled without special tools.

**Appearance** An attractive and resilient chip-resistant finish is provided by an epoxy/polyester or polyester powder coating available in four colours: Frost White, Black, Brown and Cream.

**Dimensions** See pages 3 and 4.

**DESCRIPTION**

The height of shelves may be easily adjusted to suit client requirements by moving the brackets up or down to fit into the equally spaced fixing slots in the upright.

**Accessories** include fully compatible steel shelves, periodical shelves and brackets, shelf stiffeners, heavy duty and slanting brackets, book supports, shelf ends, glass shelf retainers and shelf fixings.

**Composition, manufacture** The Spur Steel-Lok™ system comprises double-slotted, wall mounted uprights and U shaped brackets manufactured from high grade steel.

**Safety** In response to Government accident statistics, a more demanding operating environment and the need for increased safety, Spur's registered Steel-Lok™ design offers a number of key safety features:



Black Steel-Lok™

White Steel-Lok™ with steel shelves



- (1) Flush positioning of shelf board onto the upright which restricts angular movement.
  - (2) Heavy duty steel gauge to give added load bearing capacity.
  - (3) Close fitting bracket lugs with upright slots which prevent vertical movement.
- Together these features provide:
- Security
  - Safety
  - Ease of installation

**PERFORMANCE**

**Mechanics** Spur Steel-Lok™ is an extremely strong system. Its all-steel construction avoids the gradual deformation which can occur with other materials when kept under load for long periods and its thicker gauge gives greater strength than other adjustable steel systems. The robust construction also ensures Spur Steel-Lok™ is not easily damaged and will withstand the stresses of the most demanding environment. See page 6 for weight loadings.

**Chemical, light, durability** The epoxy/polyester or polyester powder finish prevents chipping and is proven to resist commonly encountered chemicals and many solvents. This ensures Spur Steel-Lok™ has a long service life even under conditions of heavy usage, maintaining its appearance for many years.

**DESIGN CONSIDERATIONS and Loadings** - see page 6.


Spur Easyhang is a fully adaptable, steel, wall mounted, adjustable shelving system based on the proven Steel-Lok™ design. Easyhang is used in a wide range of applications where assured performance and appearance are essential. The simple and innovative design of the hanging rail reduces the amount of fixings required, improving efficiency of installation. The system allows for addition to, and/or repositioning of, the shelving layout as required by the user, both horizontally and vertically. Easyhang features:

- total flexibility
- increased efficiency of wall mounting
- easier horizontal fixing

**GENERAL**

**Introduction** Spur Easyhang is an adaptable shelving system providing the maximum number of options for the specifier, contractor and end-user. It incorporates a fully integrated wall mounting system allowing for 'after-installation' repositioning by the user. Easyhang uses the same brackets and accessories as the Steel-Lok™ system.

*Easyhang*



**Composition and manufacture** The system comprises twin slotted, wall mounted uprights which locate and hang from a horizontal rail that is securely fixed to the wall. Movement of the uprights along this rail allows the entire shelf to be repositioned. Steel-Lok™ brackets are slotted into the uprights as required.

**Appearance** An attractive and resilient chip resistant finish is provided by an epoxy/polyester or polyester coating.

**PERFORMANCE**

**Mechanics** Easyhang is a strong system designed to give adaptability of positioning for uprights, brackets and shelves. The deep upright compensates for the lack of regular fixings to the wall and gives exceedingly good resistance to deformation. A screw fixing hole is positioned at the bottom of each upright allowing for a single safety fixing if required. The robust construction ensures Spur Easyhang will resist knocks and scratches and will withstand the stresses of the most demanding environment.

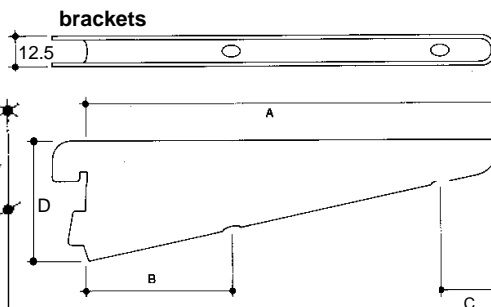
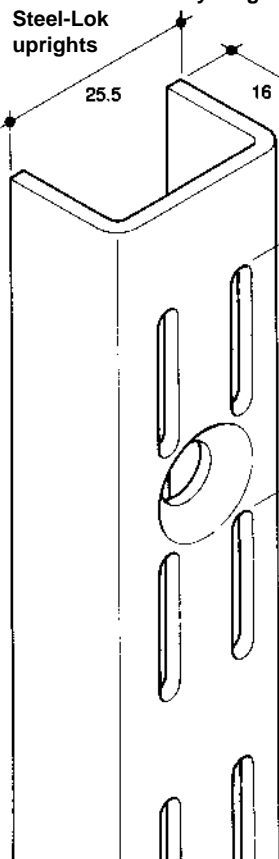


*Easyhang*

**Chemical, light, durability** The epoxy/polyester or polyester powder finish prevents chipping and is proven to resist commonly encountered chemicals and many solvents. This ensures Spur Steel-Lok™ has a long service life even under conditions of heavy usage, maintaining its appearance for many years.

**DESIGN CONSIDERATIONS and Loadings** - see page 6.

**Steel-Lok and Easyhang components:**

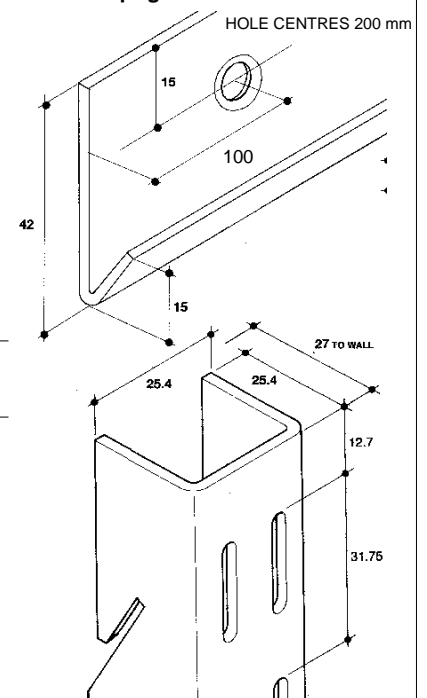


All measurements are in mm

Component code	A	D
9001 <sup>E</sup>	120	49
9002 <sup>E</sup>	170	49
9002B <sup>E</sup>	220	49
9003 <sup>E</sup>	270	49
9005 <sup>E</sup>	320	49
9004	365	49
9004B	365	80
9006	470	80
9021	610	80

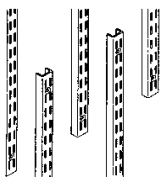
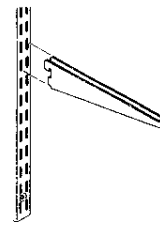
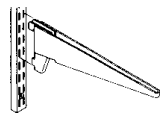
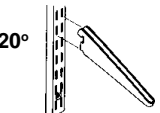
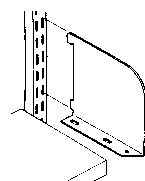
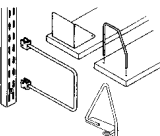
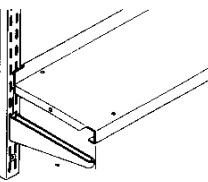

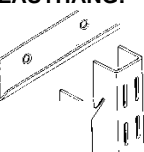
<sup>E</sup> - maximum size bracket for Easyhang - 320 mm  
Upright fixing centres are available from customer services on request

**Easyhang horizontal rail uprights**



# Wall mounted, adjustable shelving

# Steel-Lok™, Easyhang

Dimensions, appearance	Code	Dimensions mm (inches)	Finish: FW	BR	BL	CR	Gauge, type of wall fixing	No of screws per component
<b>UPRIGHTS</b>								
 single sided, wall fixed		<i>height</i>						
	9011	430 (16 <sup>3</sup> / <sub>4</sub> )	•	•	•	•	12, CSK	2
	9012	710 (28)	•	•	•	•	12, CSK	3
	9013	1000 (39 <sup>1</sup> / <sub>4</sub> )	•	•	•	•	12, CSK	4
	9014	1220 (48)	•	•	•	•	12, CSK	4
	9016	1600 (63)	•	•	•	•	12, CSK	5
	9018	1980 (78)	•	•	•	•	12, CSK	6
9020	2400 (94 <sup>1</sup> / <sub>4</sub> )	•	•	•	•	12, CSK	6	
<b>BRACKETS</b>								
		<i>depth</i>						
	9001	120 (5)	•	•	•	•		
	9002	170 (7)	•	•	•	•		
	9002B	220 (9)	•	•	•	•		
	9003	270 (10 <sup>1</sup> / <sub>2</sub> )	•	•	•	•		
	9005	320 (12 <sup>1</sup> / <sub>2</sub> )	•	•	•	•		
	9004	365 (14 <sup>1</sup> / <sub>2</sub> )	•	•	•	•		
	9004B	365 (14 <sup>1</sup> / <sub>2</sub> )	•	•	•	•		
9006	470 (18 <sup>1</sup> / <sub>2</sub> )	•	•	•	•			
9021	610 (24)	•	•	•	•			
<b>HEAVY DUTY BRACKETS</b>								
		<i>depth</i>						
	9004BR	365 (14 <sup>1</sup> / <sub>2</sub> )	•	•				
	9006R	470 (18 <sup>1</sup> / <sub>2</sub> )	•	•				
9021R	610 (24)	•	•					
<b>SLANTING BRACKETS</b>								
 20°		<i>depth</i>						
	9022	180 (7 <sup>1</sup> / <sub>2</sub> )	•	•				
	9022B	230 (9 <sup>1</sup> / <sub>2</sub> )	•	•				
	9023	280 (11)	•	•				
	9024B	370 (15)	•	•				
9025B	480 (19)	•	•					
<b>SHELF ENDS for wooden shelves (handed)</b>								
		<i>height x depth</i>						
	9071L	150 x 150 (6 x 6)	•	•				
	9071R	150 x 150 (6 x 6)	•	•				
	9072L	200 x 150 (8 x 6)	•	•				
	9072R	200 x 150 (8 x 6)	•	•				
9073L	250 x 150 (10 x 6)	•	•					
9073R	250 x 150 (10 x 6)	•	•					
(Support brackets cannot be used in this configuration)								
<b>BOOK SUPPORTS</b>								
		<i>depth</i>						
	9085	150 (6) Spring rod	•	•	•	•		
	9088	200 (8) Spring rod	•	•	•	•		
	9087	250 (10) Spring rod	•	•	•	•		
	9082	Square Rod	•	•	•	•		
9084A	Rod					Gilt anodised		
<b>STEEL SHELVES</b>								
		<i>length x depth</i>						
	9312C	1000 x 170 (39 <sup>1</sup> / <sub>4</sub> x 7)	•			•		
	9313C	1000 x 220 (39 <sup>1</sup> / <sub>4</sub> x 9)	•			•		
	9314C	1000 x 270 (39 <sup>1</sup> / <sub>4</sub> x 10 <sup>1</sup> / <sub>2</sub> )	•			•		
	9315C	1000 x 320 (39 <sup>1</sup> / <sub>4</sub> x 12 <sup>1</sup> / <sub>2</sub> )	•			•		
	9316C	1000 x 360 (39 <sup>1</sup> / <sub>4</sub> x 14 <sup>1</sup> / <sub>2</sub> )	•			•		
9317C	1000 x 470 (39 <sup>1</sup> / <sub>4</sub> x 18 <sup>1</sup> / <sub>2</sub> )	•			•			
9526	1000 x 610 (39 <sup>1</sup> / <sub>4</sub> x 24)	•			•			
<b>SHELF STIFFENER</b>								
9294	1000 (39 <sup>1</sup> / <sub>4</sub> )	•			•			
<b>PERIODICAL BRACKETS &amp; SHELF KIT</b>								
	<b>BRACKET</b>	9026L/R (handed)	254 (10)	•	•			
	<b>ASSEMBLY KIT (2 shelves and 4 brackets)</b>	9910	1000 x 320 x 40 (39 <sup>1</sup> / <sub>4</sub> x 12 <sup>1</sup> / <sub>2</sub> x 1 <sup>1</sup> / <sub>2</sub> )	•				
<b>EASYHANG:</b>								
	<b>HANGING RAIL</b>		<i>length</i>					
	9132	1000 (39 <sup>1</sup> / <sub>4</sub> )	•				12, CSK	5
	9133	2000 (78 <sup>1</sup> / <sub>2</sub> )	•				12, CSK	10
	<b>UPRIGHT</b>							
9140	1219 (48)	•				12, CSK	1(optional)	
9141	1981 (78)	•				12, CSK	1(optional)	

Abbreviations: FW - Frost White, BR - Brown, BL - Black, CR - Cream; CS - countersunk

**Design** is a fully adjustable, wall-mounted system that combines safety and strength with an aesthetically pleasing modern design. The attractive design and fashionable colours make it the ideal choice around the home or office, where strength is required but with no compromise in style.

**Applications** Suitable for offices, shop displays, hotels, museums, homes and wherever strong and attractive adjustable shelving is required.

**DESCRIPTION**

**Composition, manufacture** Design comprises single-slotted, wall-mounted uprights of a semi-circular design, with specially designed brackets that support either glass or wood shelving. The brackets have a pattern of holes punched in descending sizes to create a modern design feature (3 holes - 8600, 8601, 4 holes - 8602). All components are manufactured in steel and finished in epoxy/polyester or polyester powder coating.

**Appearance** Available in a range of modern, innovative colours.

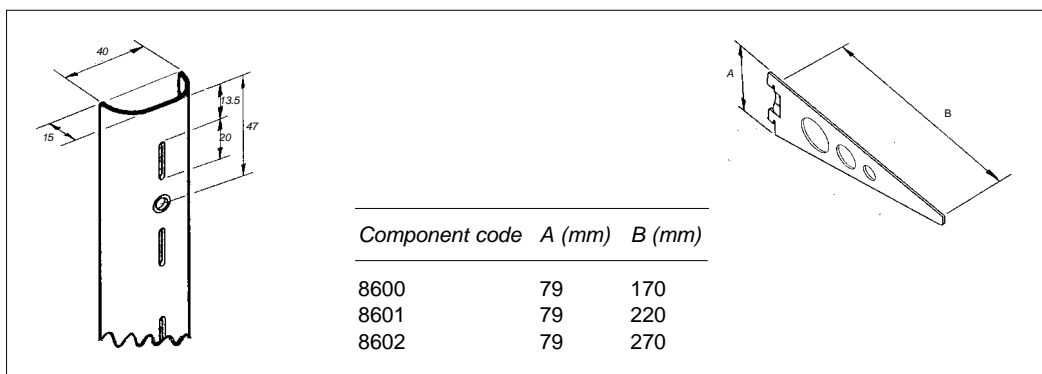
**PERFORMANCE**

**Chemical, light, durability** The thick gauge of steel used in the manufacture of Design provides a very strong single slot adjustable shelving system. The epoxy/polyester or polyester powder finish prevents chipping and is proven to resist commonly encountered chemicals and many solvents.

**DESIGN CONSIDERATIONS and Loadings** - see page 6.



Design



**Dimensions, appearance**

Code	Dimensions mm (inches)	Finish: Night Metallic blue	Tinted black	Lacquer	Gauge and type of wall fixings	Number used per component
<b>UPRIGHTS</b>						
<b>single sided</b>						
	<i>height</i>					
8610	190 (7½)	•	•	8, CSK	2	
8611	470 (18½)	•	•	•	8, CSK	3
8612	985 (38¾)	•	•	•	8, CSK	4
<b>BRACKETS</b>						
	<i>depth</i>					
8600	170 (7)	•	•	•		
8601	220 (9)	•	•	•		
8602	270 (10½)	•	•	•		

**Edge Slot is a fully adjustable, wall-mounted, steel shelving system that is light safe and strong. Primarily used for domestic display and medium loads, Edge Slot has a safety feature preventing dislodgement under the impact of accidental collision.**

**Applications** Domestic, including living and utility rooms.

**Chemical, light, durability** The epoxy/ polyester or polyester powder finish prevents chipping and is proven to resist commonly encountered chemicals and many solvents.

**DESCRIPTION**

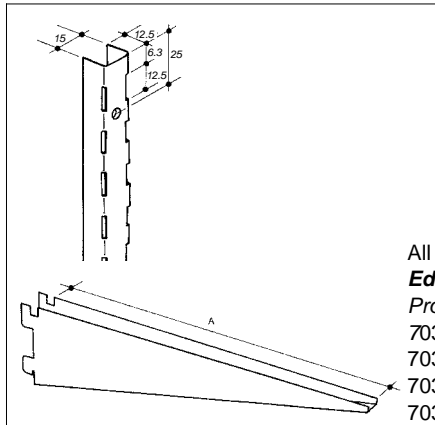
**Composition, manufacture** Edge Slot comprises twin-slotted, wall-mounted uprights with specially designed brackets to support a variety of shelving materials. The height of shelves may be easily adjusted to suit client requirements by moving the brackets up or down to fit into the equally spaced fixing slots in the upright.

**DESIGN CONSIDERATIONS**

See below.



Black Edge Slot





All measurements are in mm

Edge Slot uprights		Edge Slot brackets	
Product code	Height	Product code	A
7030	500	7020	125
7031	1000	7021	190
7032	1500	7022	250
7033	2000	7023	320

**PERFORMANCE**

**Mechanics** If used within the recommended weight loadings (see below) Edge Slot provides a sturdy system for the storage of medium loads.

**Dimensions, appearance**

	Code	Dimensions mm (inches)	Finish:	Frost white	Black	Magnolia	Gauge and type of wall fixing	No of screws per component
	<b>UPRIGHTS</b>							
	<b>single sided</b>	7030	500 (19 <sup>3</sup> / <sub>4</sub> )	•	•	•	8, CSK	4
		7031	1000 (39 <sup>1</sup> / <sub>4</sub> )	•	•	•	8, CSK	8
		7032	1500 (59)	•	•	•	8, CSK	11
	7033	2000 (78 <sup>3</sup> / <sub>4</sub> )	•	•	•	8, CSK	14	
	<b>BRACKETS</b>							
		7020	125 (5)	•	•	•		
		7021	190 (7 <sup>1</sup> / <sub>2</sub> )	•	•	•		
		7022	250 (10)	•	•	•		
	7023	320 (12 <sup>1</sup> / <sub>2</sub> )	•	•	•			

**DESIGN CONSIDERATIONS for wall mounted, adjustable shelving**

Recommended shelf materials are Spur Steel shelves, wood shelves - veneered, mdf, plywood, blockboard (minimum thickness of 18 mm) or glass shelves (minimum thickness of 6 mm).

stiffener (product code 9294) may be introduced.

substrate. The following consideration should also be made.

When using Spur Steel shelves with the Steel-Lok™ or Easyhang system, the centres between the uprights are 1000 mm. To increase the load bearing capacity, an intermediate upright and bracket or a shelf

When using wood or glass shelves with any of the adjustable shelf systems from Spur, the maximum centre between uprights should be 800 mm. This distance should be reduced if a heavier than normal load is specified or the system is being supported by studwork walls, and fixings should always be appropriate to the

Maximum overhang at the shelf ends should be 1/6th of the overall length of the shelf. This is relative to the thickness and strength of shelf material.



**Load bearing characteristics**

The following weight loading values are based on uniformly distributed loads across the bracket. When introducing an overhang at the front of the shelf this value needs to be reduced accordingly. All recommended weight loadings are based on a minimum 50% safety factor.

Product code	Maximum weight loading per bracket (kg)
<b>Steel-Lok, Easyhang*</b>	
9001*	100
9002*	83
9002B*	75
9003*	60
9005*	55
9004	50
9004B	100
9006	72
9021	67

Product code	Maximum weight loading per bracket (kg)
<b>Edge Slot</b>	
7020	31
7021	23
7022	28
7023	22
<b>Design</b>	
8600	59
8601	55
8602	49

\* for Easyhang, the maximum width loading for a pair of uprights fixed at 800 mm centres is 250 kg.

**Strongbeam is a single shelf support system with high load capability. Available in a wide range of colours and finishes to suit differing applications.**

**GENERAL**

**Applications** Suitable for use in hospitals, kitchens, factories, workshops, laboratories, schools, colleges and homes.

**DESCRIPTION**

**Composition, manufacture** Strongbeam single shelf brackets are a cantilever design and are manufactured in steel to support exceptionally heavy loads. They feature reinforcement bars, which are welded to the inside of the brackets to increase the load bearing characteristics. All brackets are available in epoxy/polyester or polyester powder finishes and Reinforced is also available zinc plated. Mitred is available in large sizes to support the entire width of shelving, giving even better performance.

**PERFORMANCE**

**Mechanics** The design features combined with the gauge of steel make the Strongbeam range one of the strongest and robust single shelf brackets available. See page 9 for details on weight loadings.

**Chemical, light, durability** The epoxy/polyester or polyester powder finish



*Strongbeam mitred*

prevents chipping and is proven to resist commonly encountered chemicals and many solvents. This ensures Strongbeam has a long service life even under conditions of exceptionally heavy usage,

maintaining its appearance for many years.

**DESIGN CONSIDERATIONS**

See page 9.

**Dimensions (mm) see diagrams right**

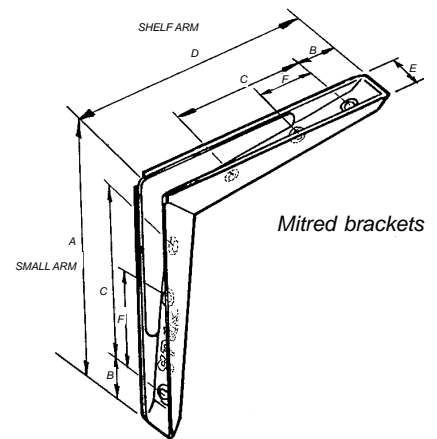
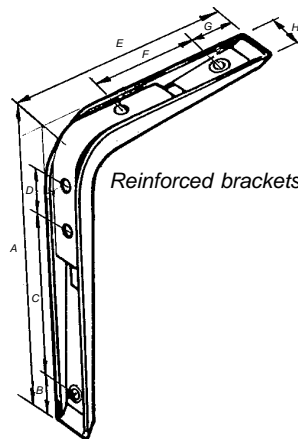
*Component code A B C D E F G H*

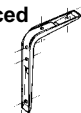
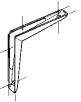
*Reinforced brackets*

7500	100	8	69	n/a	73	43	8	31
7501	146	21	96	n/a	125	72	22	21
7502	202	22	115	31	150	77	22	26
7503	253	25	148	38	203	132	25	30

*Mitred brackets*

7508	203	21	145	203	26	n/a		
7510	252	21	194	252	260	131		
7512	303	21	244	303	26	181		
7514	350	21	292	350	26	228		



Dimensions, appearance	Code	Dimensions mm (inches)	Finish:				Gauge and type of screw used for wall and shelf fixing	Number used per bracket to substrate/shelf
			White	Black	Brown	Zinc plated		
<b>BRACKETS:</b>		<b>height x depth</b>						
<b>Reinforced</b> 	7500	100 x 75 (4 x 3)	•	•	•	•	8, CSK	2 / 2
	7501	150 x 125 (6 x 5)	•	•	•	•	10, CSK	2 / 2
	7502	200 x 150 (8 x 6)	•	•	•	•	10, CSK	3 / 2
	7503	250 x 200 (10 x 8)	•	•	•	•	10, CSK	3 / 2
<b>Mitred</b> 	7508	200 x 200 (8 x 8)	•				10, CSK	2 / 2
	7510	250 x 250 (10 x 10)	•				10, CSK	3 / 3
	7512	300 x 300 (12 x 12)	•				10, CSK	3 / 3
	7514	350 x 350 (14 x 14)	•				10, CSK	3 / 3

The Craftwork Collection range and Ornamental brackets offer the specifier more decorative shelving options. They combine high durability with a range of attractive styles and finishes.



Fleur De Lys



Arch

**Introduction** In addition to the Strongbeam range, Spur offer single shelf brackets that are more than just functional. The Craftwork range and Ornamental brackets include both modern and traditional designs to suit a variety of applications.

**Applications** Suitable for offices, shop displays, hotels, museums, homes and wherever strong and attractive shelving is required.

**DESCRIPTION**

**Composition, manufacture** The ranges are manufactured in steel and are based on the standard cantilever bracket design with decorative diagonal support arms. The arms not only add to the aesthetic appeal, but are also responsible for increasing the weight loading capacity of the brackets. All the designs are available in a range of epoxy/polyester powder finishes.

**Appearance** Available in a range of modern, innovative colours.

**PERFORMANCE**

**Chemical, light, durability** The thick gauge of steel used in the manufacture of Craftwork and Ornamental brackets, provides a very strong range of single shelf brackets. The fused epoxy powder finish prevents chipping and is proven to resist commonly encountered chemicals and many solvents.

**DESIGN CONSIDERATIONS**

See page 9.

**Dimensions and loading**

Component code (mm)	A	B	C	D	E	F
<i>Craftwork - Fleur De Lys brackets (left)</i>						
7602	285	45	172	25	135	25
7603	310	45	200	25	163	25

Component code (mm)	A	B	C	D	E
<i>Craftwork Arch brackets (right)</i>					
7604	150	19	103	28	20
7605	200	19	153	28	20

Component code (mm)	A	B	C	D	E
<i>Craftwork Celtic Scroll brackets (left)</i>					
7609	150	19	103	28	20
7610	200	19	153	28	20

Component code (mm)	A	B	C	D	E
<i>Craftwork Celtic Step brackets (right)</i>					
7607	150	19	103	28	20
7609	200	19	153	28	20

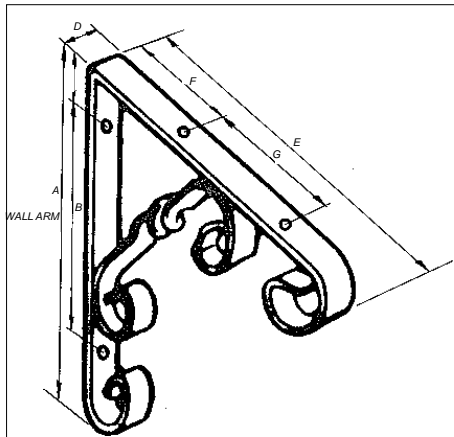
Arch

Celtic Step







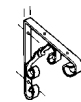
## Single shelf systems *Craftwork, Ornamental, DESIGN CONSIDERATIONS*



Component code (mm)	A	B	C	D	E	F	G
<i>Ornamental brackets</i>							
7404	111	62	20	13	111	20	59
7406	160	92	22	13	160	50	67
7408	194	130	20	13	194	72	83
7410	245	180	20	13	245	90	115



*Ornamental*

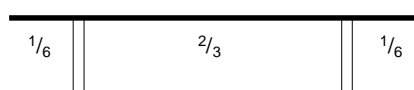
Dimensions, appearance	Code	Dimensions mm	Dimensions (inches)	Finish: WH	BL	GA	AB	P	VG	Gauge and type of screw used for fixing: wall/shelf	Number used per bracket to substrate/shelf
<b>BRACKETS:</b>											
		<i>depth</i>									
	<i>Craftwork - Fleur De Lys</i>										
	7602	175	(7)							• 8/2, RD	2 / 2
	7603	200	(8)							• 8/2, RD	2 / 2
	<i>Craftwork - Arch</i>										
	7604	150	(6)							• 8/2, RD	2 / 2
	7605	200	(8)							• 8/2, RD	2 / 2
	<i>Craftwork - Celtic Scroll</i>										
	7609	150	(6)				•	•		8/2, RD	2 / 2
	7610	200	(8)				•	•		8/2, RD	2 / 2
	<i>Craftwork - Celtic Step</i>										
	7607	150	(6)			•	•			8/2, RD	2 / 2
	7608	200	(8)			•	•			8/2, RD	2 / 2
	<i>Ornamental</i>										
	7404	100	(4)			•	•			8/2, RD	2 / 2
	7406	150	(6)			•	•			8/2, RD	2 / 2
	7408	200	(8)			•	•			8/2, RD	2 / 2
	7410	250	(10)			•	•			8/2, RD	2 / 2

WH - white, BL - black, GA - Gloss Aluminium, AB - Antique Bronze, P - Pewter, VG - Verdigris, RD - countersunk

### DESIGN CONSIDERATIONS for wall mounted, single shelving

Recommended shelf materials are wood shelves - veneered, mdf, plywood, blockboard (minimum thickness of 18 mm) or glass shelves (minimum thickness of 6 mm).

Maximum overhang at the shelf ends should be 1/6th of the overall length of the shelf.



The maximum centres between the brackets is 800 mm. This distance should be reduced if a heavier than normal load is specified or the system is being fixed to studwork walls, and fixings must always be appropriate to the substrate.

#### Load bearing characteristics

The following weight loading values are based on uniformly distributed loads across the bracket. When introducing an overhang at the front of the shelf this value needs to be reduced accordingly. All recommended weight loadings are based on a minimum 50% safety factor.

*Product Maximum weight loading per code bracket (kg)*

#### Strongbeam

7500	35
7501	45
7502	45
7503	52
7508	77
7510	66
7512	55
7514	55

*Product Maximum weight loading per code bracket (kg)*

#### Craftwork and Ornamental

7602	46
7603	38
7604	30
7605	21
7607	30
7608	21
7609	30
7610	21
7404	52
7406	46
7408	45
7410	44

**A comprehensive range of innovative brackets specially designed for TV, audio and other electrical and electronic goods. All TV brackets include a quality safety retaining strap.**

**Introduction** Spur's reputation in the manufacture of safe, strong, and quality steel shelving products is reflected in their range of television, audio and electrical appliance brackets. All products include detailed fixing instructions

**Applications** They are ideal for domestic applications and are also of a sufficient specification to meet specifier's requirements such as in schools, colleges, hospitals, hotels and leisure facilities.

**DESCRIPTION**

**Composition, manufacture** All products are manufactured in high grade steel with a range of epoxy/polyester or polyester powder finishes. The Premier range includes the Twist Lok feature that provides the flexibility to ensure optimum sound and visual quality. The standard range also allows easy repositioning. The range ensures that almost all TV and audio equipment can be wall mounted. All Spur TV Brackets include a retaining strap for added safety.

**PERFORMANCE**

**Mechanics** The thick gauge of steel used in the manufacture of this range is a major contributor to its weight loading abilities. See below for details on weight loadings.


**Chemical, light, durability** The epoxy/polyester or polyester powder finish prevents chipping and is proven to resist commonly encountered chemicals and many solvents. The combination of these features ensures that Spur's TV and Audio range will have a long service life.



Premier Speaker Bracket 12"



Standard TV Bracket 14" - 16"



Premier TV Bracket 18" - 24"

**Applications, description, dimensions, appearance and loading**

Code	Description	Application	Max. dimensions w x d (mm)	Finish: black grey white	Max. load (kg)
<i>Premier range</i>					
6086	Pair of speaker brackets - Twist Lok	speaker	120 x 290	• •	25
6087	TV bracket - Twist Lok	14" - 18" TV	290 x 320	• • •	30
6088	TV bracket - articulated arm and Twist Lok	18" - 24" TV	290 x 320	• • •	30
6089	TV bracket - heavy weight, articulated arm and Twist Lok	24" - 27" TV	300 x 650	• •	45
<i>Standard range</i>					
6080	Pair of speaker brackets - tilt and swivel	speaker	140 x 290	•	18
6081	TV bracket - 180° tilt and swivel	14" - 16" TV	300 x 410	• • •	30
6090	TV bracket - articulated arm and 180° tilt and swivel	18" - 21" TV	300 x 410	• • •	30
6082	Mini hi-fi bracket - includes speaker arms	Hi-Fi unit	400 x 360 - 520	•	40 +speakers of 10 each
6083	Microwave bracket - suitable for any kitchen application	microwave	400 x 360 - 520	•	40
6085	Video bracket - compatible with all Spur TV brackets	video	310 - 470 (width)	• • •	n/a
6091	Printer bracket - adjustable to suit most sizes	printer	400 x 360 - 520	•	40

All recommended weight loadings are based on a minimum 50% safety factor

A choice of freestanding shelving systems to suit a wide choice of loadbearings and applications. Shelves are fully adjustable and assembly is without nuts and bolts. Wall fixings are available for extra safety.

**GENERAL**

**Applications** Suitable for schools, colleges, workshops, laboratories, factories, warehouses, garages, offices and homes. All products include detailed fixing instructions

**DESCRIPTION**

**Composition, manufacture** Both systems are manufactured in steel with an epoxy/polyester or polyester powder finish - Strongman in hammered silver, Handyman in grey. The uprights are angled to fit around shelf corners and they are fitted together using a simple patented rivet that allows construction without the aid of tools. The height of shelves can be adjusted to suit individual needs and they can also be reversed enabling them to be used as trays.

**PERFORMANCE**

**Mechanics** The all-steel construction combined with their designs ensure that Handyman and Strongman provide an extremely robust unit. The following load bearing values are calculated on uniformly distributed loads. All recommended weight loadings are based on a minimum 50% safety factor.

*Product            Maximum weight loading per shelf (kg)*

Handyman	70
Strongman	135

**Chemical, light, durability** The hammered silver finish on Strongman is very durable and, as with all of Spur's epoxy/polyester or polyester powder finishes, it is resistant to scratching, chipping and commonly encountered chemicals.



Strongman

Handyman



	A	B	C	D
<i>Uprights (right)</i>				
<b>Handyman</b>	893	55	47	23
<b>Strongman</b>				
(short upright)	987	69	47	23
(long upright)	1974	69	47	23
<i>Shelves (below)</i>				
<b>Handyman</b>	900	350	25	79
<b>Strongman</b>	900	450	40	80

**Dimensions, appearance**

	Code	Dimensions (mm):			Finish:	
		height mm (inches)	width mm (inches)	depth mm (inches)	grey	hammered silver
Handyman - 4 shelf unit	3111	1786 (70 <sup>1</sup> / <sub>4</sub> )	900 (35 <sup>1</sup> / <sub>2</sub> )	350 (13 <sup>3</sup> / <sub>4</sub> )	•	
5 shelf unit	3112	1786 (70 <sup>1</sup> / <sub>4</sub> )	900 (35 <sup>1</sup> / <sub>2</sub> )	350 (13 <sup>3</sup> / <sub>4</sub> )	•	
Strongman - 2 shelf pack	3121		900 (36)	450 (18)		•
4 short upright pack	3123	987 (39)				•
4 long upright pack	3122	1974 (78)				•



**The Pavilion, Royal Exchange Square, Glasgow**

The Pavilion retail outlet is set in the fashionable Royal Exchange Square surrounded by cafes, restaurants and bars. The Design range of shelving has been used in combination with glass shelves offering a versatile system for both storage and display. The distinctive brackets of the Design range contribute to the overall ambience of the outlet that sells paints, stencils, mosaics and other arts and crafts products.



**Millennium Conservation Centre, London Zoo**

The first exhibition of the Millennium Conservation Centre entitled The Web of Life features glass-sided breeding rooms open for viewing by the public.

The exhibits, predominantly invertebrates - a number of which are extinct in the wild, are housed in containers kept on glass and wood shelving supported by Easyhang. The choice of Easyhang was influenced by the Zoo's use of Spur Shelving previously and the ranges adaptability and adjustability.

The facility to adjust shelving is of importance when exhibits are frequently changed and checks are needed to ensure that no animals are hiding during the changeover.



**Arnold Laver's Timber World, Reading**

This retail outlet supplies a wide range of bulk timber and timber related products to the trade - its customers comprise shopfitters, joiners, exhibition and scenery contractors, building contractors and major developers. The company had used Spur products in the past and Steel-Lok™ was the shelving system chosen for the display and shelf storage, its flexibility allowing units to be supported by floor to ceiling fittings or by gondola feet.

**SUPPLY**

**Availability** Spur products are available through a nationwide network of appointed distributors; names and addresses of distributors will be supplied on request from the Spur Customer Service Department.

**Ordering** Ordering and pricing details are available direct from Spur, or from Spur distributors.

**SERVICES**

**Technical** For technical information contact the Spur Customer Service Department. Contracts administrator is available for specification, tender support and advisory service.

**REFERENCES**

Information on the following other shelving products is available from the company at the address below.

**Shopfit** - a comprehensive range of freestanding gondola systems (illustrated right) that are ideal for use in libraries, schools, museums or any retail outlet. All versions comprise simple modular components that are easily assembled. **Adjustable systems** - **Budget** and **Cliplok**. **Single shelf brackets** - **Solo**, **Cantilever**, **Foldaway**, **Dual**, **Scroll**, **Radtop** and **Next Generation**.

**Hanging Basket Brackets**. **Freestanding systems** - **Spacebuster**, **Galvanised**, **Utility** and **Premier**.

